

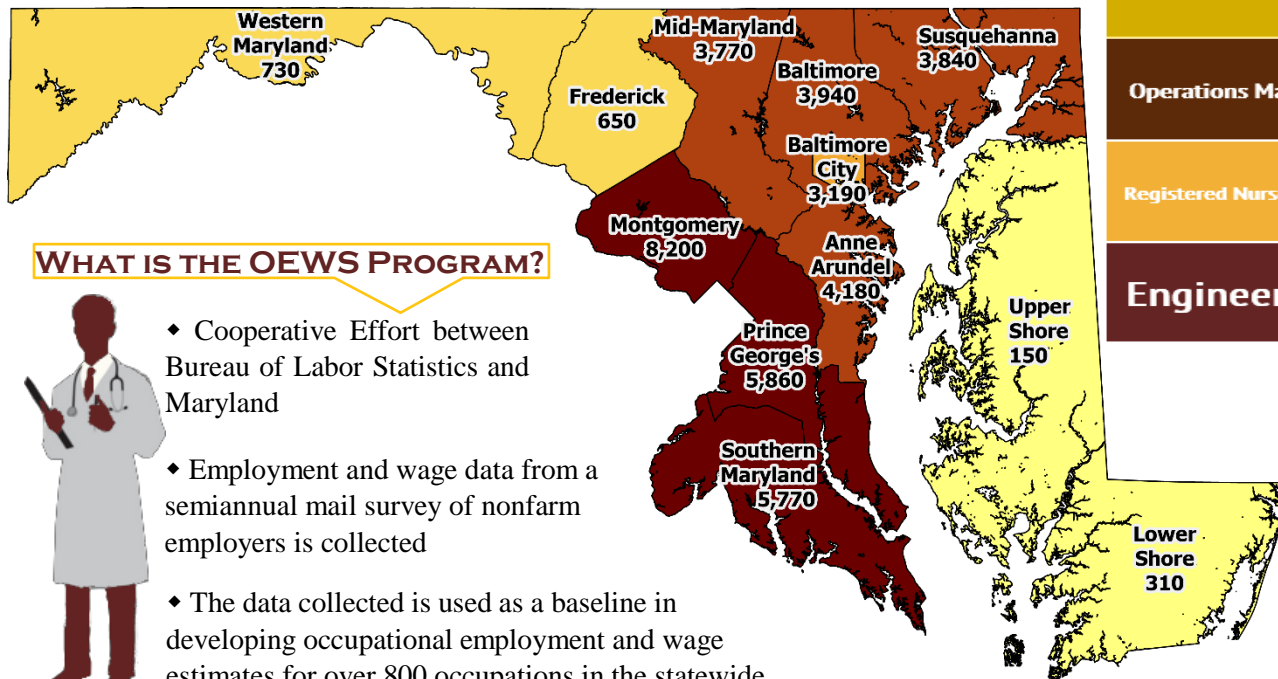
# Occupational Employment & Wage Statistics



Office of Workforce Information and Performance  
Division of Workforce Development and Adult Learning ♦ Maryland Department of Labor

**THE LMI TEAM**  
Office of Workforce Information and Performance  
Division of Workforce Development and Adult Learning

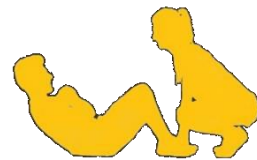

## MARYLAND ENGINEERS 2020



### WHAT IS THE OEWS PROGRAM?

- ♦ Cooperative Effort between Bureau of Labor Statistics and Maryland
- ♦ Employment and wage data from a semiannual mail survey of nonfarm employers is collected
- ♦ The data collected is used as a baseline in developing occupational employment and wage estimates for over 800 occupations in the statewide economy

Occupations		Computer Programmer	Lawyer	Teller
Operations Manager	Registered Nurse		Physician	Financial Clerk
			Fitness Trainer	Teacher
Sales Supervisor			Statistician	Actor
Engineer	Receptionist	Machinist	Economist	
		Travel Agent	Reporter	



### MARYLAND'S OCCUPATIONS WITH THE LARGEST EMPLOYMENT

Office and Administrative Support	319,700
Sales and Related	231,990
Transportation and Material Moving	203,970
Business and Financial Operations	181,570
Food Preparation and Serving Related	177,090

### WHO USES OEWS DATA?

- Educators and training specialists
- Economic development specialists
- Researchers
- Students, counselors and jobseekers
- Compensation specialists

### HOW IS THE OES DATA USED?

- State workforce agencies use OES as a benchmark in projecting occupational needs
- Assist employers determining available labor supply and estimating labor costs
- Students and jobseekers use the data as a barometer in defining reasonable wage expectations

### WHERE CAN I GET THE DATA AND HOW OFTEN IS IT UPDATED?

Wage data is available on the state, metro, and workforce region levels at:

- <http://www.labor.maryland.gov/lmi/wages>
- <http://www.bls.gov/oes>

Occupational Wage and employment data are updated annually