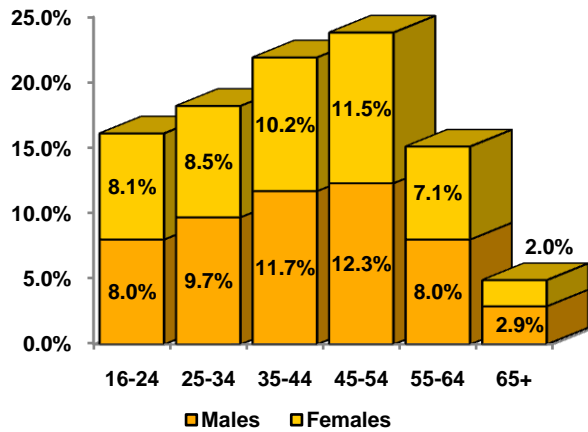


QUICK FACTS

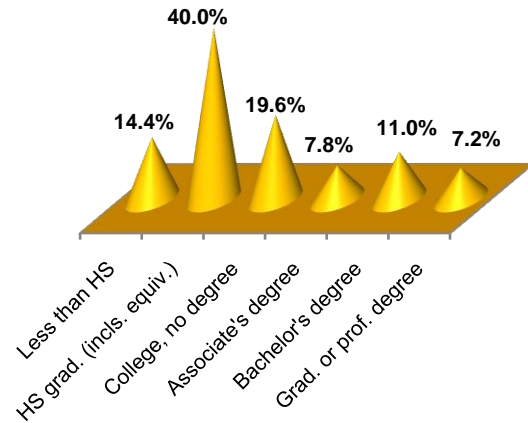
• Population (July 2012)	253,046
• Civilian Labor Force (2012)	124,818
• Unemployment Rate (2012)	8.3%
• Industry Employment (2 nd Qtr. 2012)	108,407
• Average Weekly Wage (2 nd Qtr. 2012)	\$674
• % of Population 25 Years & Over With Bachelor's Degree or Higher (2009-2011 3 Year Estimate)	18.2%

WESTERN MARYLAND REGIONAL MARKET VIEW

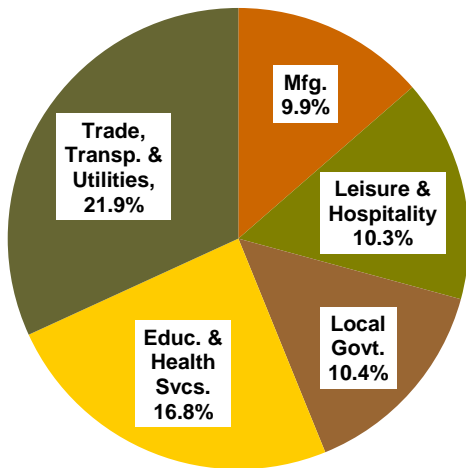
Workforce Distribution by Age and Sex
2009 - 2011 3 Year Estimate**



Educational Attainment of Population 25 Years and Over
2009 - 2011 3 Year Estimate**



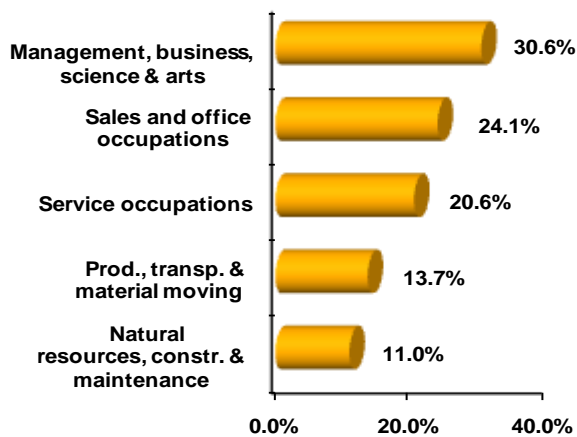
Top Industry Sectors
2nd Quarter 2012*



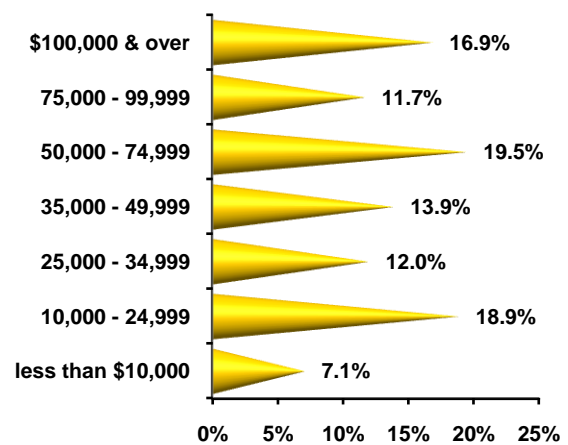
Growth Industries
2nd Qtr. 2011 - 2nd Qtr. 2012*

Industry	Employment Change
Activities rel. to cred.intermediation	541
Restaurants	461
Administration of econ. programs	296
Electronic mkts/agts/brkrs	287
Employment services	183
General freight trucking	142
Couriers	103
Services to buildings & dwellings	83

Occupational Skills of 16+ Population
2009 - 2011 3 Year Estimate**



Household Income Distribution
2009 - 2011 3 Year Estimate**



Sources: *Maryland Department of Labor, Licensing and Regulation

**U.S. Census Bureau