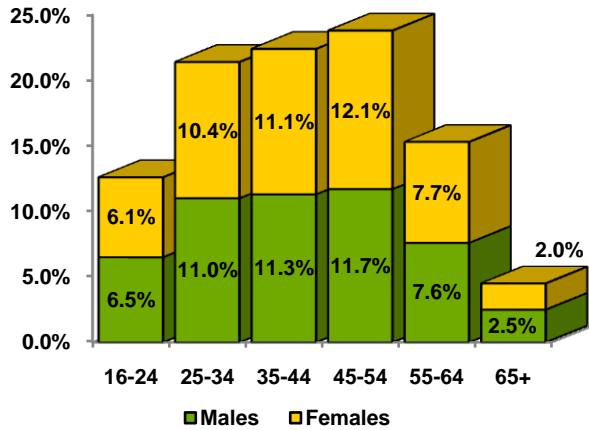


QUICK FACTS

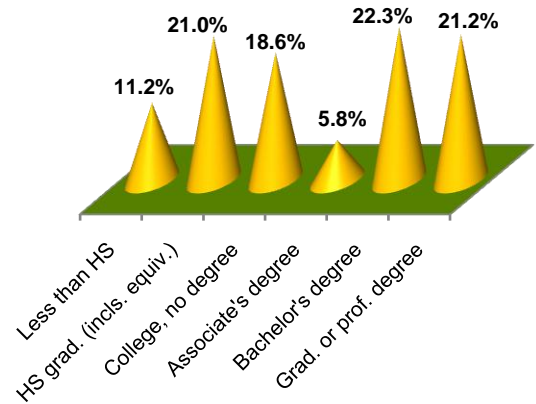
• Population (July 2012)	2,125,429
• Civilian Labor Force (2012)	1,132,380
• Unemployment Rate (2012)	5.9%
• Industry Employment (2 nd Qtr. 2012)	846,958
• Average Weekly Wage (2 nd Qtr. 2012)	\$1,099
• % of Population 25 Years & Over With Bachelor's Degree or Higher (2009-2011 3 Year Estimate)	43.5%

SUBURBAN MARYLAND REGIONAL MARKET VIEW

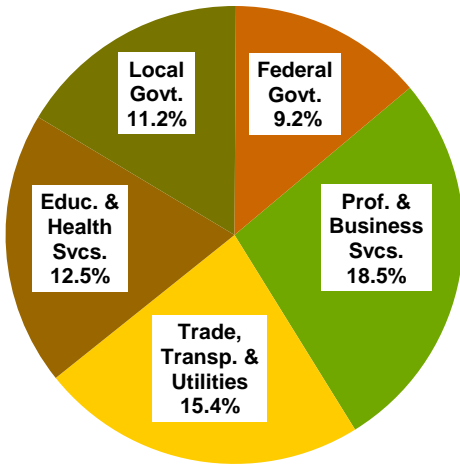
**Labor Force Distribution
by Age and Sex
2009 - 2011 3 Year Estimate****



**Educational Attainment of Population
25 Years and Over
2009 - 2011 3 Year Estimate****



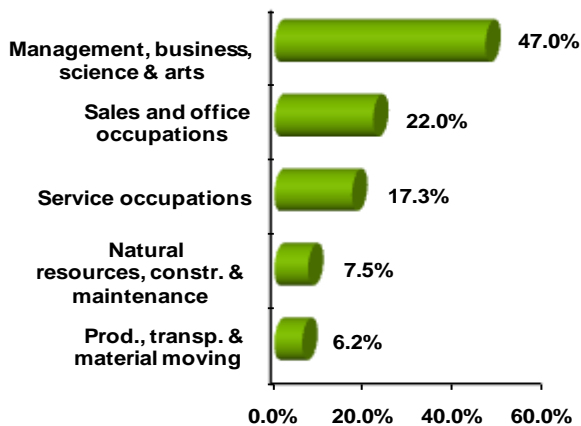
**Top Industry Sectors
2nd Quarter 2012***



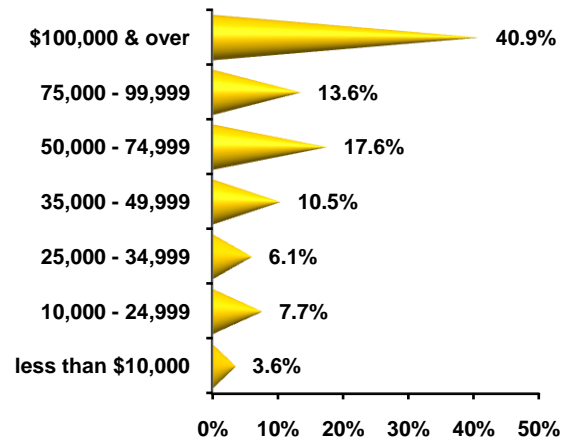
**Growth Industries
2nd Qtr. 2011 - 2nd Qtr. 2012***

Industry	Employment Change
Restaurants	2,456
Gen'l medical & surg. hosp.	1,964
Services to buildings & dwellings	900
Nat'l security & internat'l affairs	637
Comp. systems design & rel. svcs.	563
Colleges & universities	533
Electronic mks/agts/brkrs	519
Comm. equip. merchant whslrs.	498

**Occupational Skills of 16+ Population
2009 - 2011 3 Year Estimate****



**Household Income Distribution
2009 - 2011 3 Year Estimate****



Sources: *Maryland Department of Labor, Licensing and Regulation

**U.S. Census Bureau