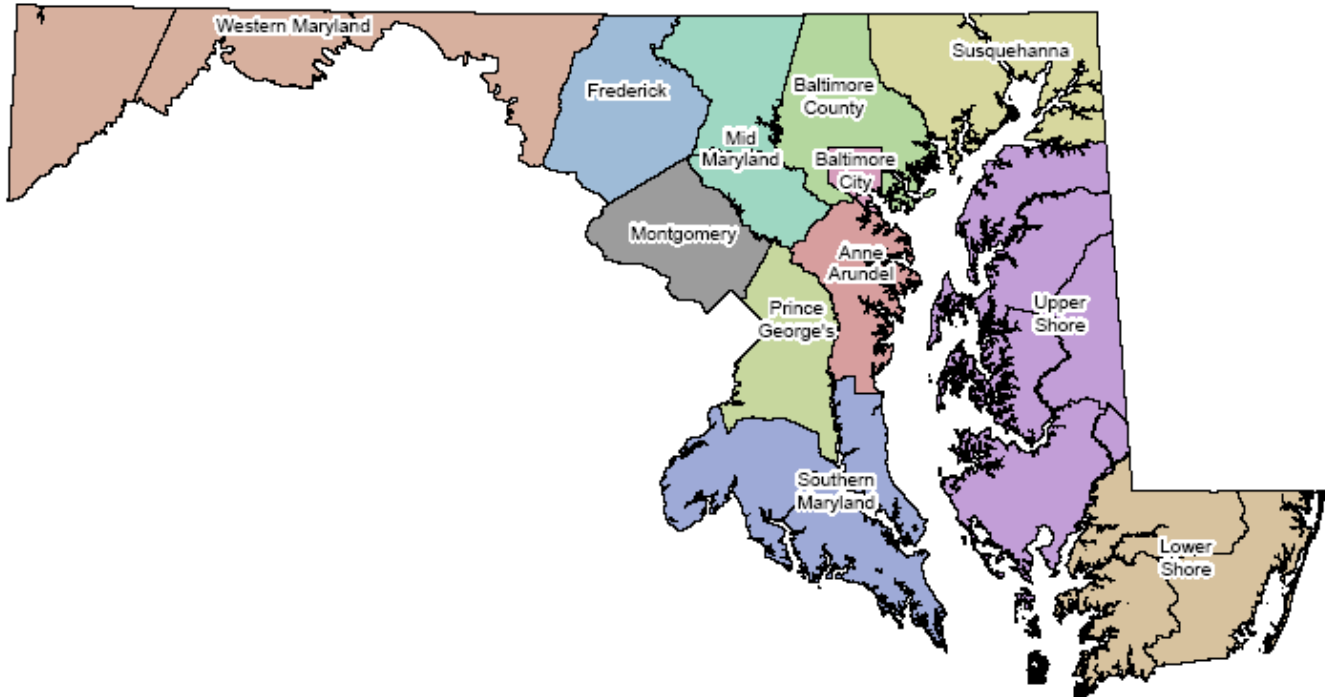


## Map of Maryland's Workforce Investment Areas



## Division of Workforce Development and Adult Learning Office of Workforce Information and Performance

For further information, please email or call  
Office Number 410 767 2250  
Email: [imai@dllr.state.md.us](mailto:imai@dllr.state.md.us)  
<http://www.dllr.state.md.us/lmi/>  
<http://mwejobs.maryland.gov/analyzer>



# Labor Force Statistics and Continued Claimants Demographics

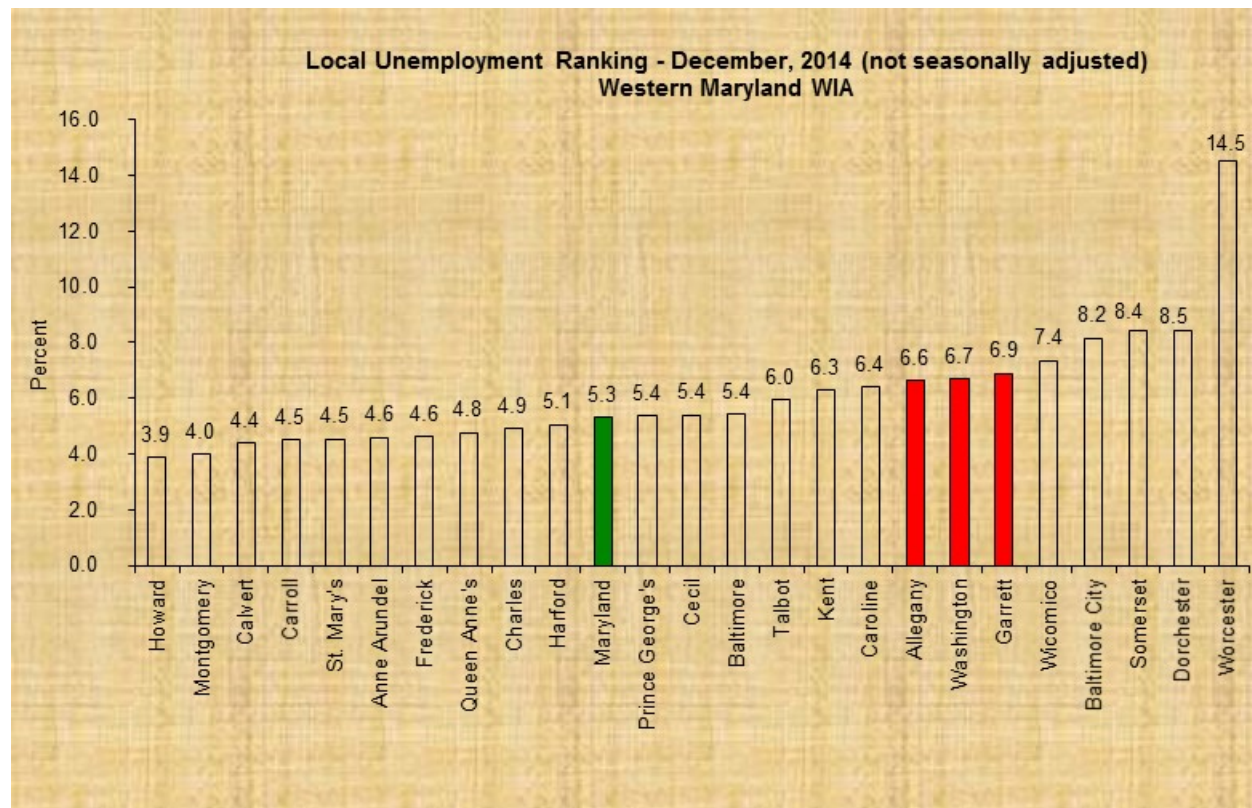
## Labor Force Statistics

Western Maryland December, 2014				
Month	Labor Force	Employment	Unemployment	Rate
November*	120,386	113,084	7,302	6.1
December	120,878	112,762	8,116	6.7

\*Revised

Western Maryland Workforce Investment Area (Western Maryland WIA) is a multi county workforce region. It is comprised of Allegany, Garrett and Washington Counties.

The labor force in December had ticked up by 492 or 0.4% over last month. Conversely, the number of those who were employed had dropped by 322 for a -0.3% change from last month. At the same time, the level of the unemployed had expanded by 814 this month for a monthly rate of change of 11.1%. The effect on the non-seasonally adjusted unemployment rate was an increase of six-tenths of a percent to 6.7%.



Source: Office of Workforce Information and Performance/Labor Market Analysis

## Labor Force, Employment and Unemployment Distribution in Maryland



Source: Office of Workforce Information and Performance/Labor Market Analysis

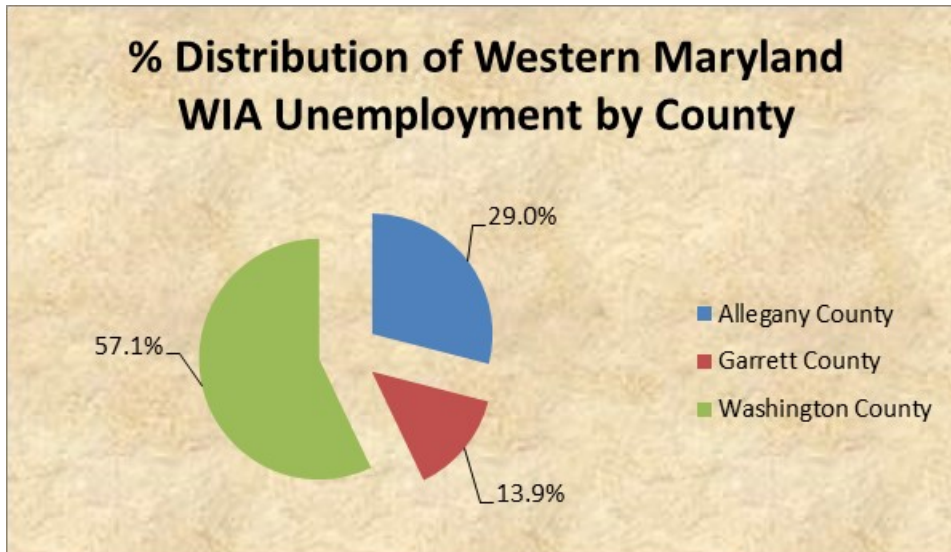
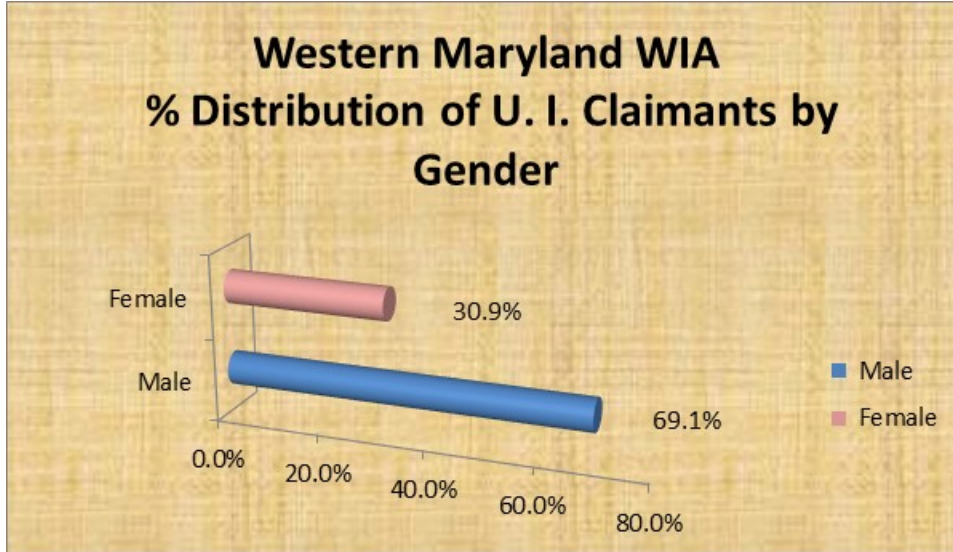


Figure 1

Source: Office of Workforce Information and Performance/Labor Market Analysis

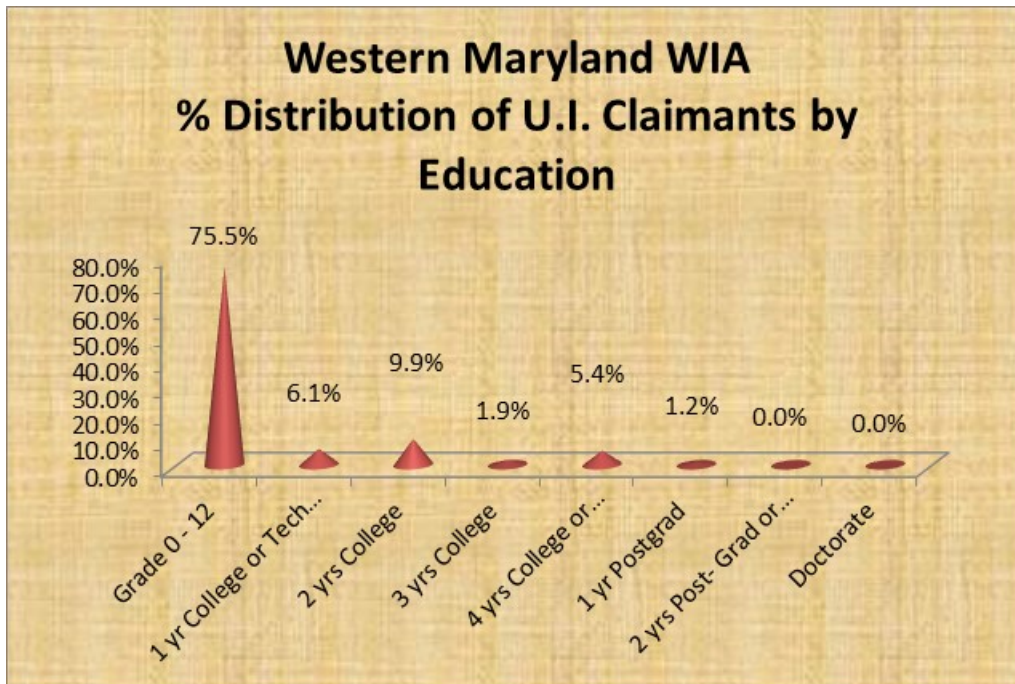
## Unemployment Insurance (UI) Continued Claimants



**Figure 2**

Males outnumbered females by 38.2% with a 69.1% share of the file.

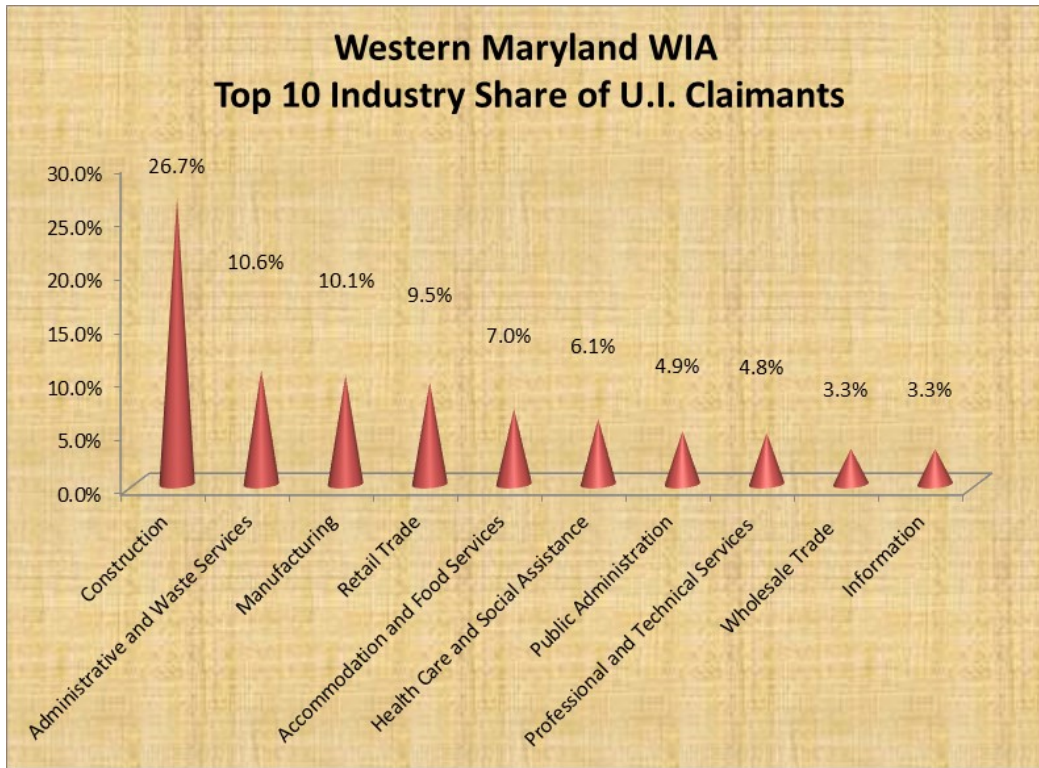
*Source: Office of Workforce Information and Performance/Labor Market Analysis*



**Figure 3**

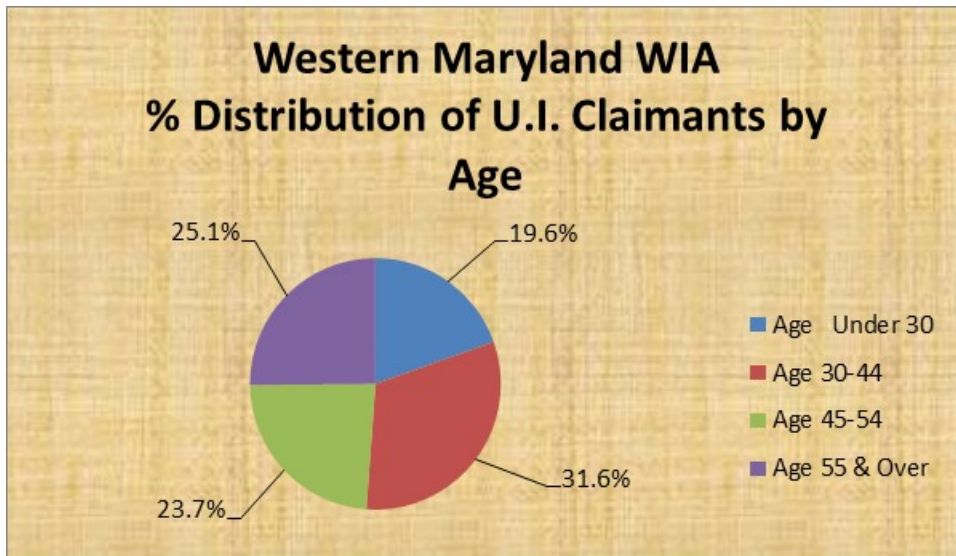
More than three in four of the file (75.5%) had no measurable college or technical school experience.

*Source: Office of Workforce Information and Performance/Labor Market Analysis*



**Figure 4**  
More than one-quarter of the file (26.7%) had prior work experience in the Construction industries.

*Source: Office of Workforce Information and Performance/Labor Market Analysis*



**Figure 5**  
About 55.3% of the file was 30 to 54 years of age.

*Source: Office of Workforce Information and Performance/Labor Market Analysis*

### Top 10 Employers by the Number of Advertised Job Openings as of Jan. 4, 2015

Rank	Employer Name	Number of Job Openings
1	Dollar General Corporation	87
2	Oshkosh Corporation	81
3	First Data Corporation	73
4	McDonald's Corporation	50
5	Lowe's Companies, Inc	47
6	United Parcel Service, Inc.	46
7	Sierra Nevada Corporation	44
8	Western Maryland Health System	44
9	Pizza Hut, Inc.	41
10	Posted on ZipRecruiter.com	34

The top employer was attributable for 15.9% of opportunities referenced above.

**Source: Maryland Workforce Exchange VOS Online Jobs data**

### Top 10 Industries by Advertised Job Openings as of Jan. 4, 2015

Rank	Industry	Number of Job Openings
1	Retail Trade	480
2	Administrative and Support and Waste Management	332
3	Health Care and Social Assistance	298
4	Transportation and Warehousing	285
5	Accommodation and Food Services	230
6	Manufacturing	209
7	Information	119
8	Professional, Scientific, and Technical Services	111
9	Finance and Insurance	92
10	Wholesale Trade	62

Firms in the Retail Trade industries made up 21.6% of the openings here.

**Source: Maryland Workforce Exchange VOS Online Jobs data**

### Top 10 Occupations by Advertised Jobs as of Jan. 4, 2015

Rank	Occupation	Number of Job Openings
1	Heavy and Tractor-Trailer Truck Drivers	328
2	Physical Therapists	156
3	Retail Salespersons	151
4	First-Line Supervisors of Retail Sales Workers	111
5	Registered Nurses	102
6	Customer Service Representatives	91
7	First-Line Supervisors of Food Preparation and Serving Workers	78
8	Occupational Therapists	69
9	Physicians and Surgeons, All Other	68
10	Combined Food Preparation and Serving Workers, Including Fast Food	57

Nearly a third of this list (32.6%) required some medical related skills.

**Source: Maryland Workforce Exchange VOS Online Jobs data**