

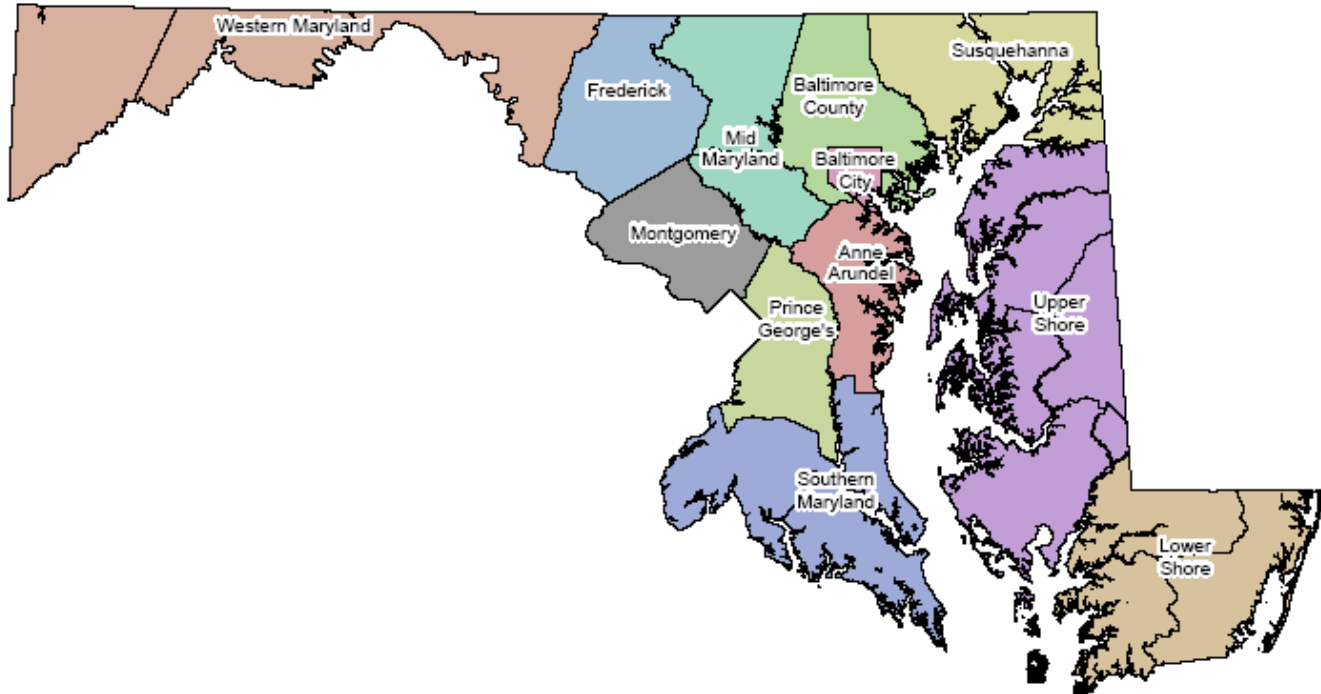
PRINCE GEORGE'S COUNTY WIA

Labor Force, Demographic and Jobs Overview

December Report - 2014

January Edition, 2015

Map of Maryland's Workforce Investment Areas



Division of Workforce Development and Adult Learning Office of Workforce Information and Performance

For further information, please email or call
Office Number 410 767 2250
Email: imai@dllr.state.md.us
<http://www.dllr.state.md.us/lmi/>
<http://mwejobs.maryland.gov/analyzer>



Labor Force Statistics and Continued Claimants Demographics

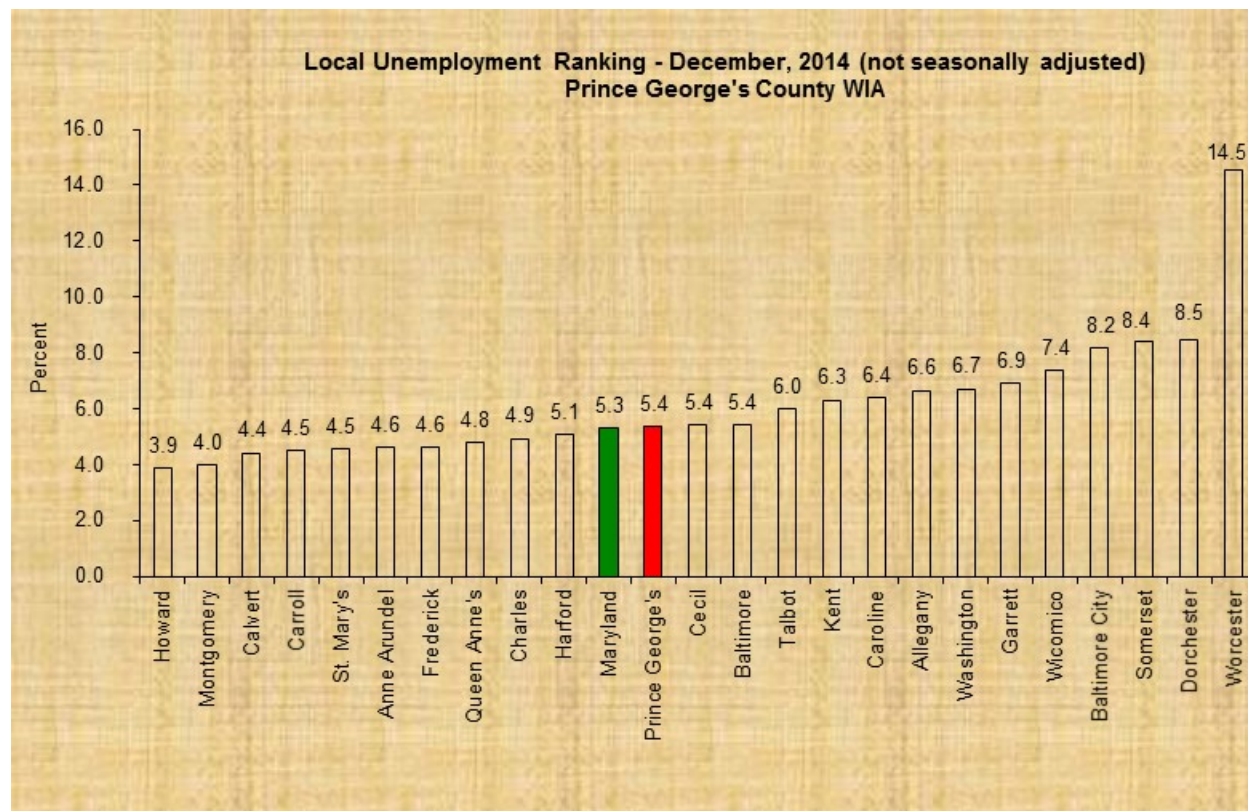
Labor Force Statistics

Prince George's County December, 2014				
Month	Labor Force	Employment	Unemployment	Rate
November*	467,121	441,759	25,362	5.4
December	463,628	438,760	24,868	5.4

*Revised

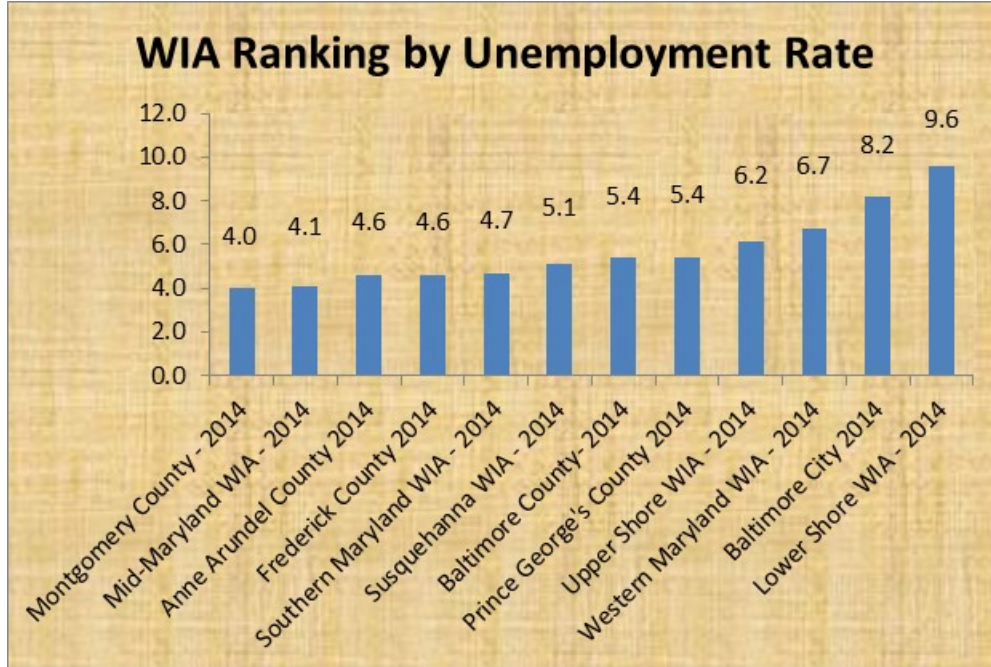
Prince George's County Workforce Investment Area (Prince George's County WIA) is a single county workforce investment region. It comprises communities within the county.

The December labor force had compressed by 3,493 people from the prior month for a rate of change of -0.7%. Similarly, the level of employment was reduced by 0.7% which included an estimate of 2,999 less people than in November. The unemployment level compressed at nearly three times the rate of the employment or -1.9% including 494 no longer unemployed. There was absolutely no effect on the non-seasonally adjusted unemployment rate as that remained unchanged at 5.4%.



Source: Office of Workforce Information and Performance/Labor Market Analysis

Labor Force, Employment and Unemployment Distribution in Maryland



Source: Office of Workforce Information and Performance/Labor Market Analysis

Unemployment Insurance (UI) Continued Claimants

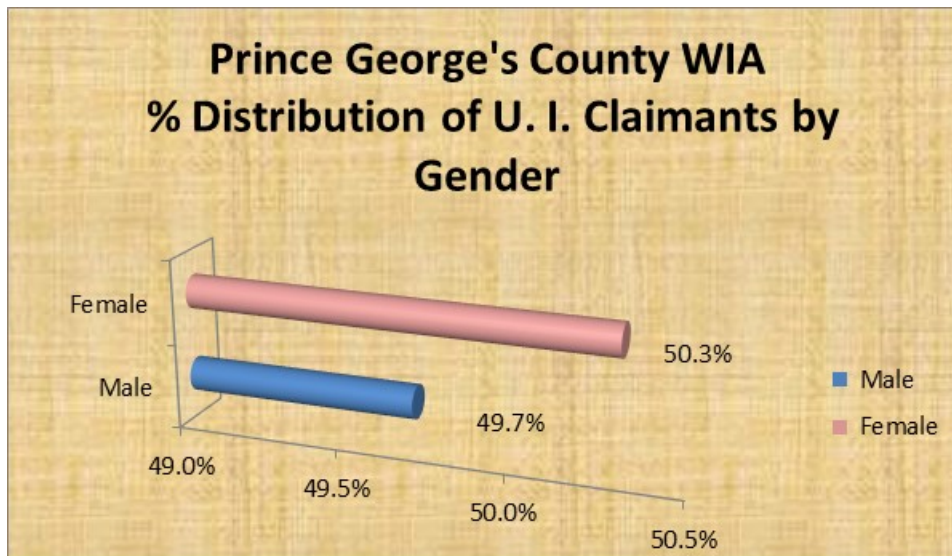


Figure 1

Females outnumbered males by 0.6% with a 50.3% share of the file.

Source: Office of Workforce Information and Performance/Labor Market Analysis

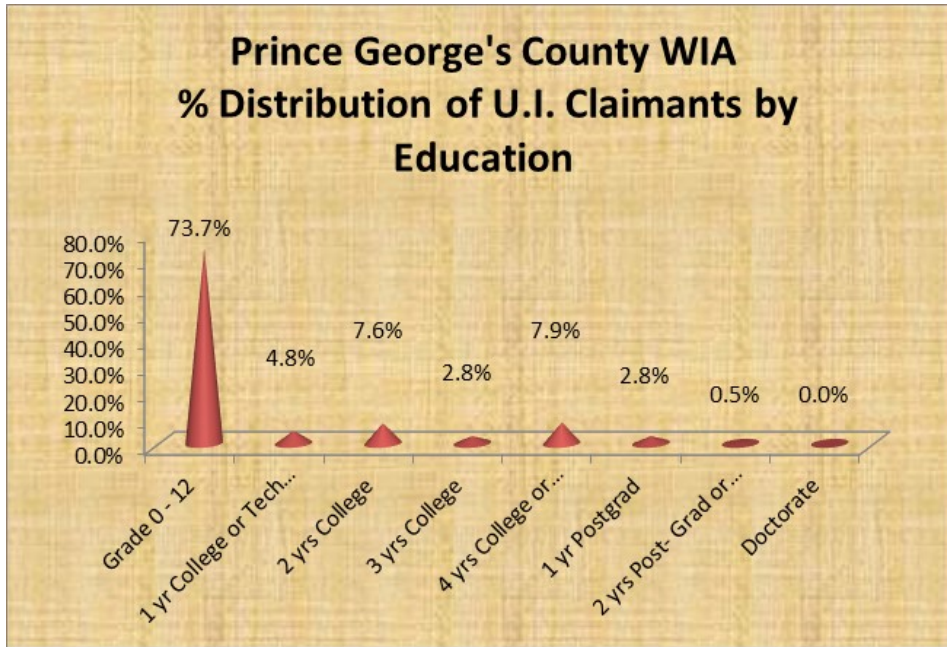


Figure 2
Nearly three in four of those on file (73.7%) had no measurable college nor technical school experience.

Source: Office of Workforce Information and Performance/Labor Market Analysis

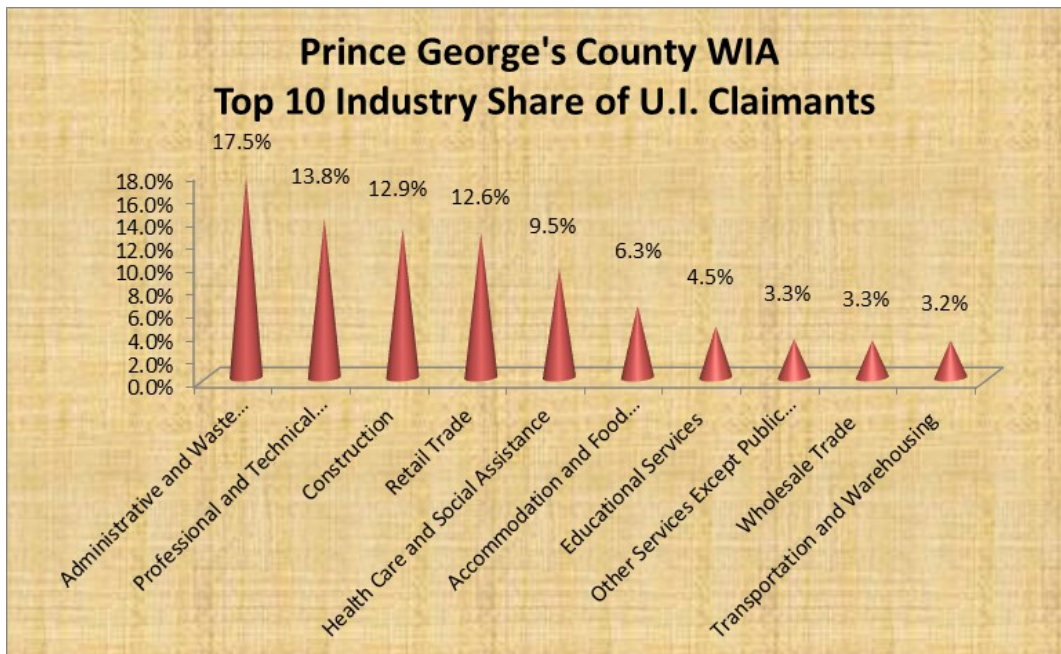


Figure 3
More than three in ten of the file (31.3%) had prior work experience in either the Administrative and Waste Services or the Professional and Technical Services industries.

Source: Office of Workforce Information and Performance/Labor Market Analysis

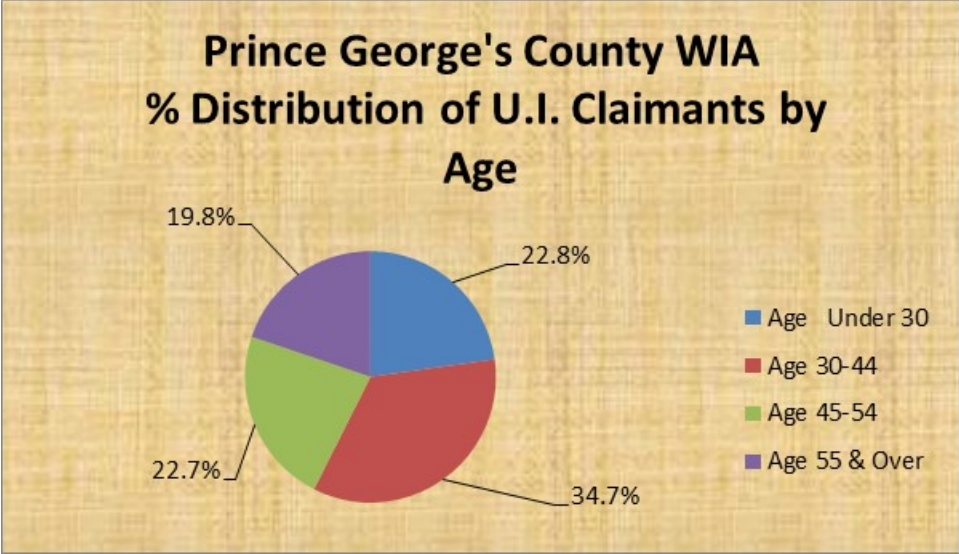


Figure 4
More than one-third of the file (34.7%) was 30 to 44 years of age.

Source: Office of Workforce Information and Performance/Labor Market Analysis

Top 10 Employers by the Number of Advertised Job Openings as of Jan. 4, 2015		
Rank	Employer Name	Number of Job Openings
1	Inovalon, Inc.	186
2	University of Maryland	178
3	The Johns Hopkins University Applied Physics Laboratory	172
4	Leidos Holdings, Inc.	159
5	The Tatitlek Corporation	135
6	Northrop Grumman Corporation	128
7	McDonald's Corporation	114
8	H&R Block	102
9	Pizza Hut, Inc.	93
10	Papa John's International, Inc.	88

About 13.7% of this list was attributed to the first employer.

Source: Maryland Workforce Exchange VOS Online Jobs data

Top 10 Industries by Advertised Job Openings as of Jan. 4, 2015		
Rank	Industry	Number of Job Openings
1	Professional, Scientific, and Technical Services	1,501
2	Retail Trade	1,148
3	Accommodation and Food Services	792
4	Health Care and Social Assistance	741
5	Administrative and Support and Waste Management	681
6	Educational Services	393
7	Manufacturing	362
8	Information	317
9	Finance and Insurance	292
10	Public Administration	211

More than one in five of this list (23.3%) were openings with firms operating in the Professional, Scientific and Technical Services industries.

Source: Maryland Workforce Exchange VOS Online Jobs data

Top 10 Occupations by Advertised Jobs as of Jan. 4, 2015

Rank	Occupation	Number of Job Openings
1	Registered Nurses	322
2	Retail Salespersons	295
3	First-Line Supervisors of Food Preparation and Serving Workers	252
4	Combined Food Preparation and Serving Workers, Including Fast Food	223
5	Customer Service Representatives	192
6	First-Line Supervisors of Retail Sales Workers	190
7	Heavy and Tractor-Trailer Truck Drivers	175
8	Computer Programmers	168
9	Managers, All Other	159
10	Computer User Support Specialists	120

About 23.3% of these openings required some retail sales related skills.

Source: Maryland Workforce Exchange VOS Online Jobs data