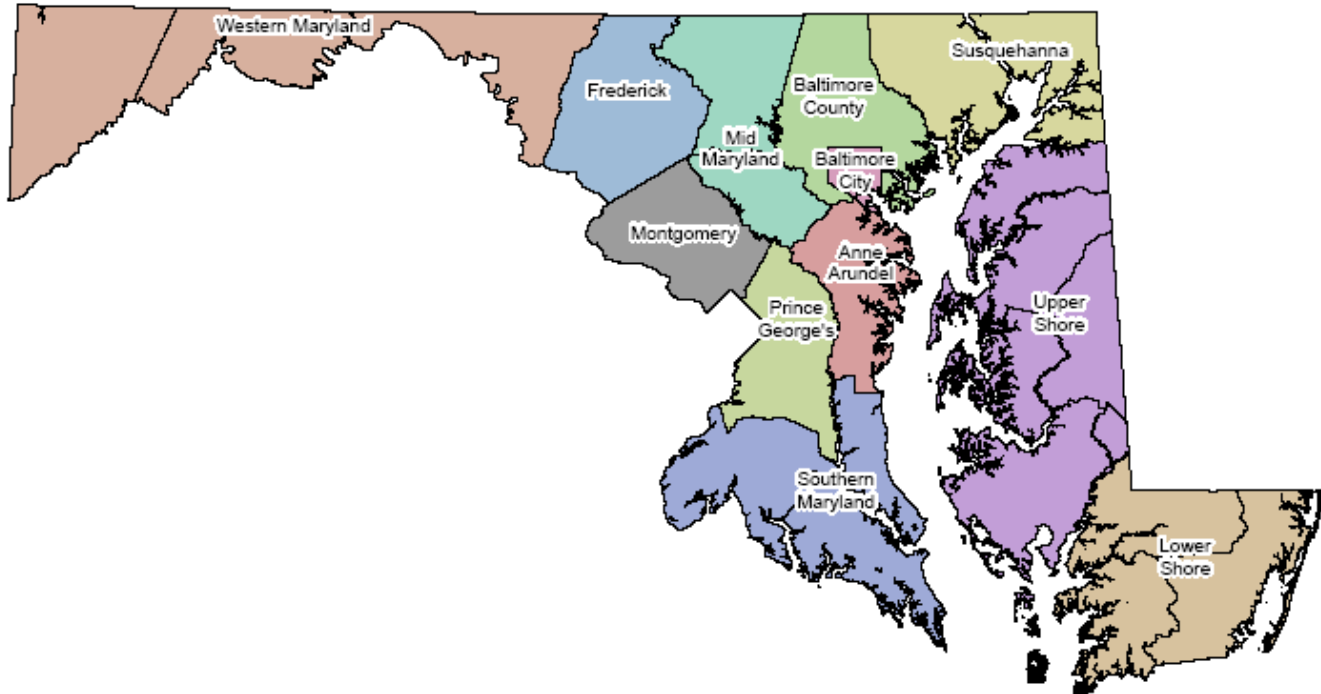


Map of Maryland's Workforce Investment Areas



Division of Workforce Development and Adult Learning Office of Workforce Information and Performance

For further information, please email or call
Office Number 410 767 2250
Email: imai@dllr.state.md.us
<http://www.dllr.state.md.us/lmi/>
<http://mwejobs.maryland.gov/analyzer>



Labor Force Statistics and Continued Claimants Demographics

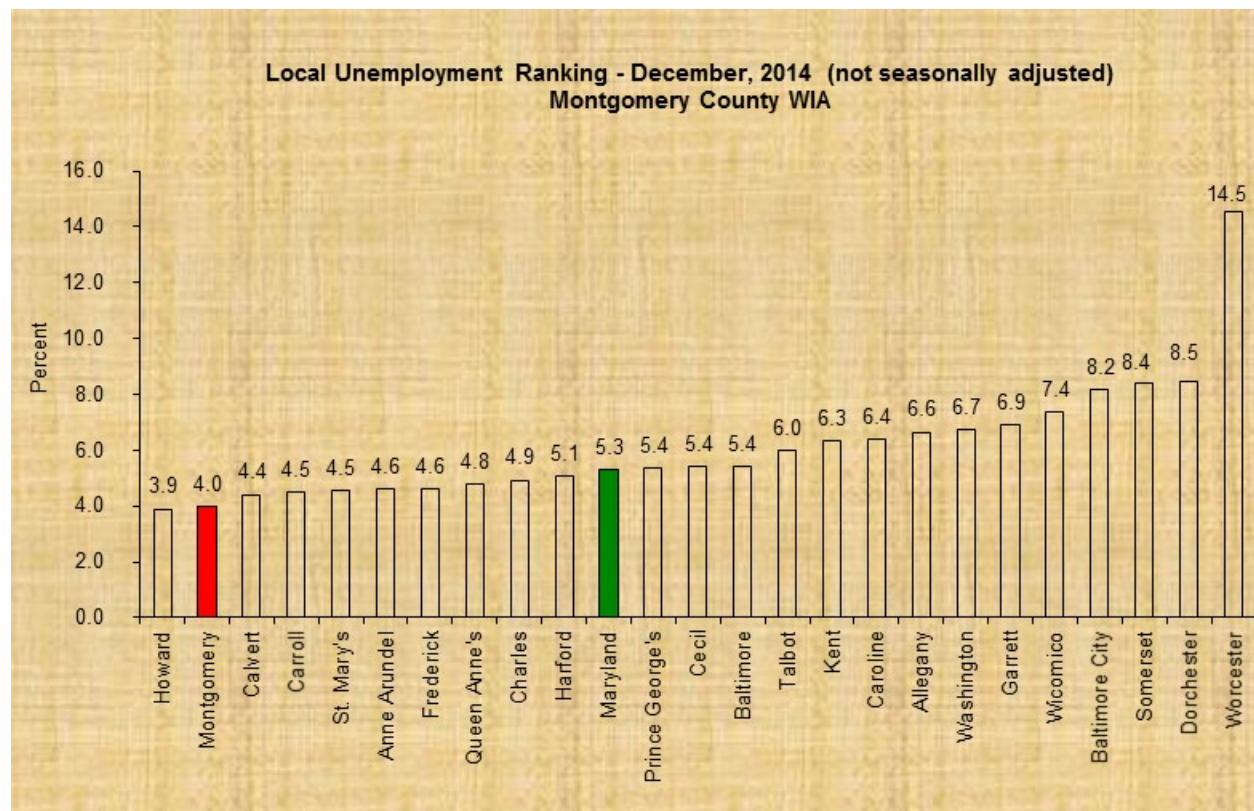
Labor Force Statistics

Montgomery County December, 2014				
Month	Labor Force	Employment	Unemployment	Rate
November*	528,798	507,010	21,788	4.1
December	523,882	503,014	20,868	4.0

*Revised

Montgomery County Workforce Investment Area (Montgomery County WIA) is a single county workforce investment region. It is comprised of communities within the county.

During this period the labor force slipped by 4,916 people which resulted in a -0.9% rate of change over the month. The number of those who were employed decreased by 3,996 for a rate of change of -0.8%. Likewise, the number of the unemployed sunk at more than five times that of the employed for a rate of change of 4.2% which included 920 less folks. The effect on the non-seasonally adjusted unemployment rate was a drop of one-tenth of a percent to 4.0%.



Source: Office of Workforce Information and Performance/Labor Market Analysis

Labor Force, Employment and Unemployment Distribution in Maryland



Source: Office of Workforce Information and Performance/Labor Market Analysis

Unemployment Insurance (UI) Continued Claimants

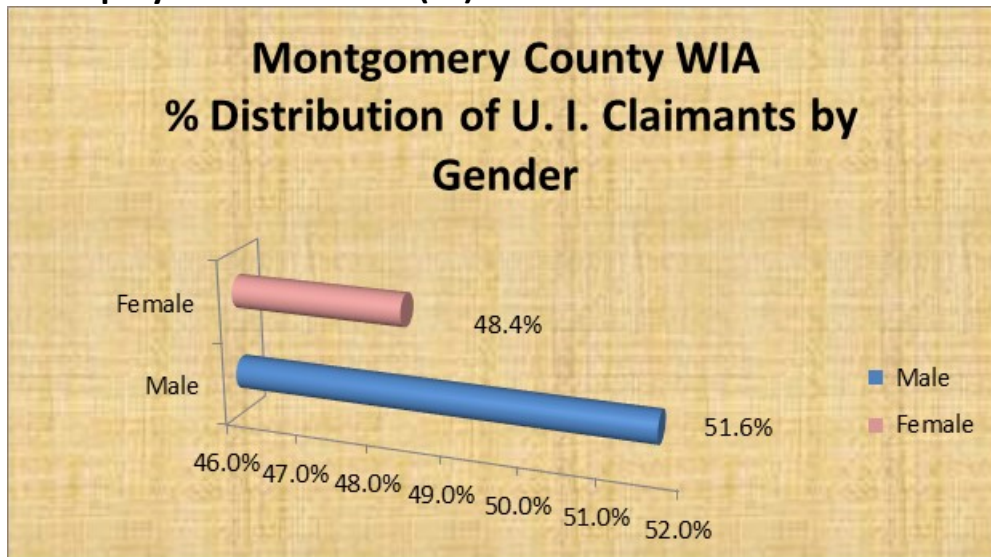


Figure 1

Males outnumbered females by 3.2% with a 51.6% share of the file.

Source: Office of Workforce Information and Performance/Labor Market Analysis

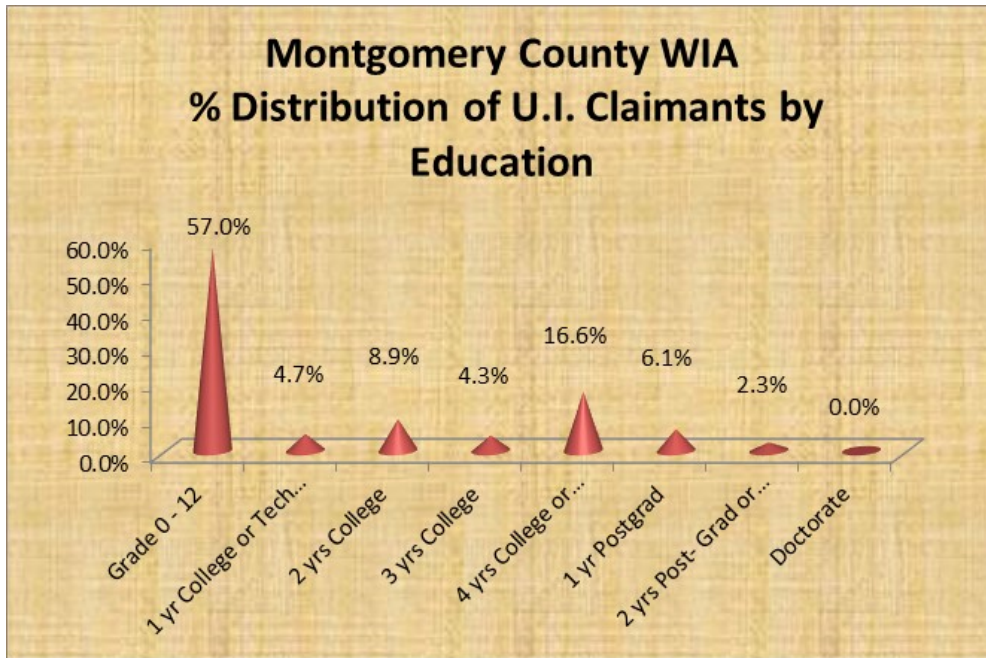


Figure 2

About one-quarter of the file (25.0%) had earned a four year college degree or better.

Source: Office of Workforce Information and Performance/Labor Market Analysis

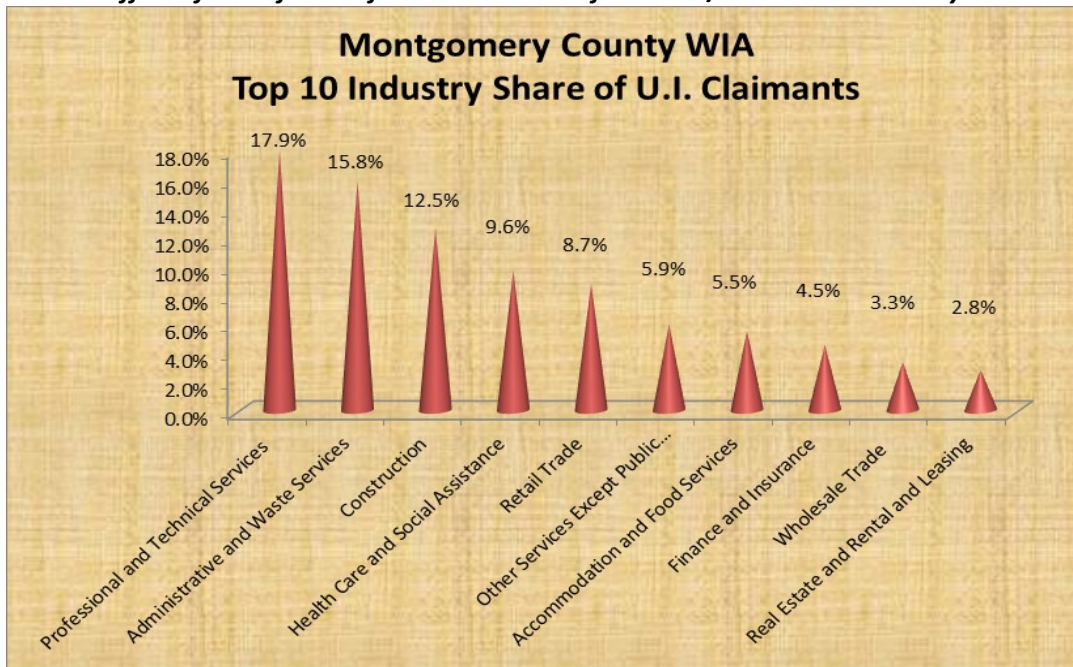


Figure 3

More than one-third of those on file (33.7%) had prior work experience in either the Professional and Technical Services or the Administrative and Waste Services industries.

Source: Office of Workforce Information and Performance/Labor Market Analysis

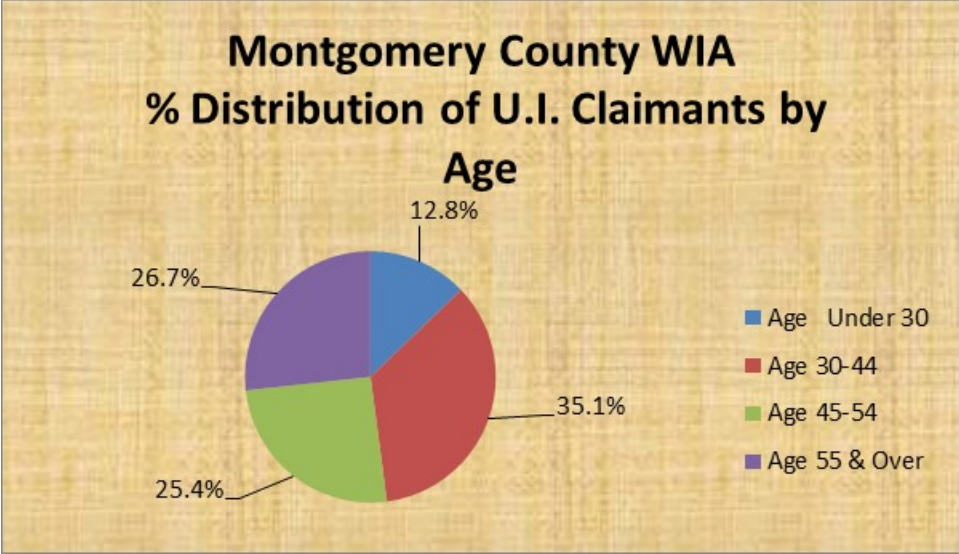


Figure 4
About 60.5% of the claimants, which is nearly two of every three on file, were 30 to 54 years of age.

Source: Office of Workforce Information and Performance/Labor Market Analysis

Top 10 Employers by the Number of Advertised Job Openings as of Jan. 4, 2015

Rank	Employer Name	Number of Job Openings
1	Adventist HealthCare Inc.	839
2	Harris Teeter Inc.	340
3	MedImmune, LLC	338
4	Lockheed Martin Corporation	160
5	Marriott International, Inc.	134
6	Leidos Holdings, Inc.	129
7	Kaiser Permanente	125
8	Sunrise Senior Living Inc.	125
9	The Henry M. Jackson Foundation for the Advancement of Military	125
10	Holy Cross Hospital	119

Not only did the first employer have a 34.5% share of this list, but it also had more than twice the number of openings as the second.

Source: Maryland Workforce Exchange VOS Online Jobs data

Top 10 Industries by Advertised Job Openings as of Jan. 4, 2015

Rank	Industry	Number of Job Openings
1	Professional, Scientific, and Technical Services	2,498
2	Health Care and Social Assistance	2,140
3	Retail Trade	1,530
4	Administrative and Support and Waste Management	1,364
5	Accommodation and Food Services	1,110
6	Manufacturing	1,103
7	Finance and Insurance	773
8	Information	529
9	Other Services (except Public Administration)	294
10	Educational Services	279

More than one in five openings here (21.5%) could be found with employers in the Professional, Scientific and Technical Services industries.

Source: Maryland Workforce Exchange VOS Online Jobs data

Top 10 Occupations by Advertised Jobs as of Jan. 4, 2015		
Rank	Occupation	Number of Job Openings
1	Registered Nurses	788
2	Computer Programmers	571
3	Retail Salespersons	393
4	Managers, All Other	251
5	First-Line Supervisors of Food Preparation and Serving Workers	229
6	Combined Food Preparation and Serving Workers, Including Fast	214
7	Customer Service Representatives	209
8	Heavy and Tractor-Trailer Truck Drivers	202
9	Accountants	196
10	Occupational Therapists	181

Three in ten of these job openings (30.0%) required some medical related skills.

Source: Maryland Workforce Exchange VOS Online Jobs data