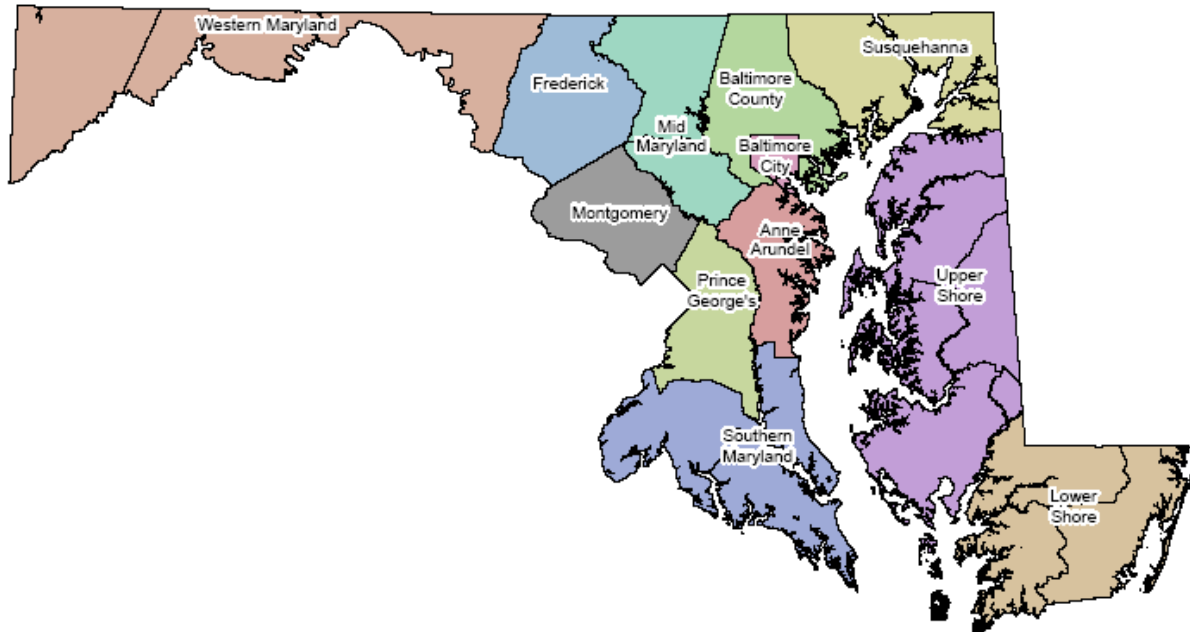


Map of Maryland's Workforce Investment Areas



Division of Workforce Development and Adult Learning Office of Workforce Information and Performance

For further information, please email or call
Office Number 410 767 2250
Email: imai@dllr.state.md.us
<http://www.dllr.state.md.us/lmi/>
<http://mwejobs.maryland.gov/analyzer>



Labor Force Statistics and Continued Claimants Demographics

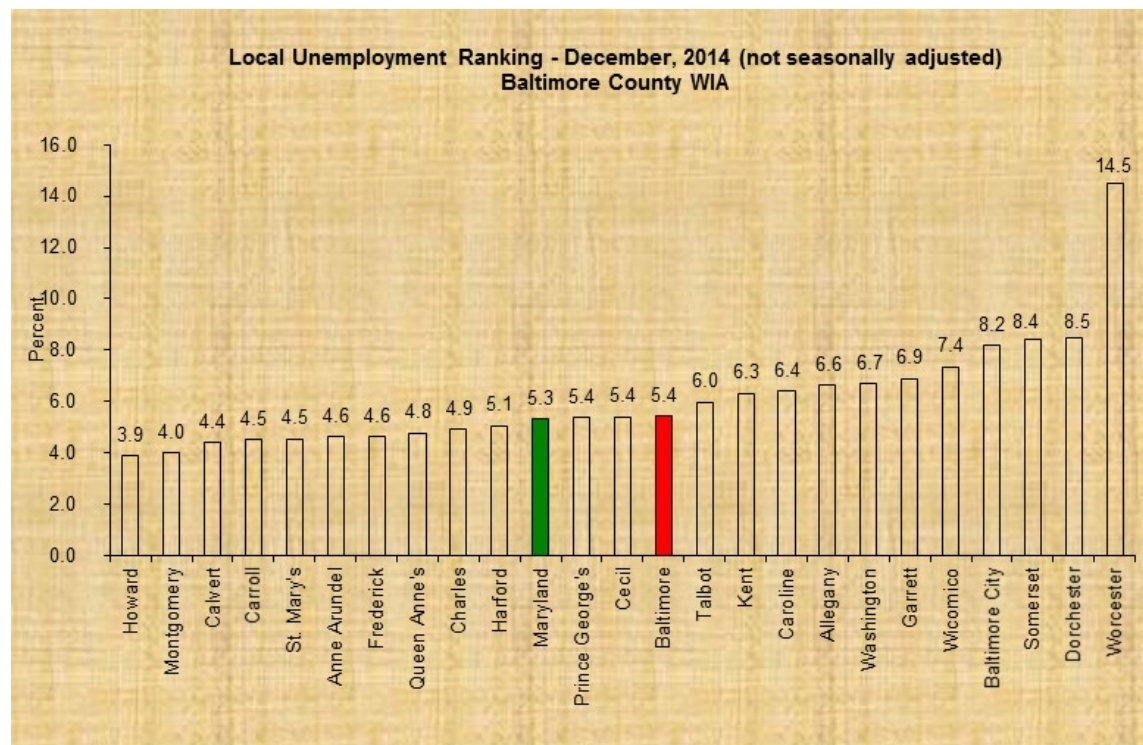
Labor Force Statistics

Baltimore County December, 2014				
Month	Labor Force	Employment	Unemployment	Rate
November*	450,589	426,036	24,553	5.4
December	448,635	424,277	24,358	5.4

*Revised

Baltimore County Workforce Investment Area (Baltimore County WIA) is a single county workforce region. It is comprised of the communities in the county.

A drop in the labor force occurred this month resulting in a loss of 1,954 individuals, and at a rate of change of -0.4%. The number of those who employed took a monthly hit losing 1,759 and dropping at a rate of -0.4%. The unemployment level moved in the same direction, but at twice the rate of the employment loss at -0.8%. There was no change in the non-seasonally adjusted unemployment rate from the prior month as that remained at 5.4%.



Source: Office of Workforce Information and Performance/Labor Market Analysis

Labor Force, Employment and Unemployment Distribution in Maryland



Source: Office of Workforce Information and Performance/Labor Market Analysis

Unemployment Insurance (UI) Continued Claimants

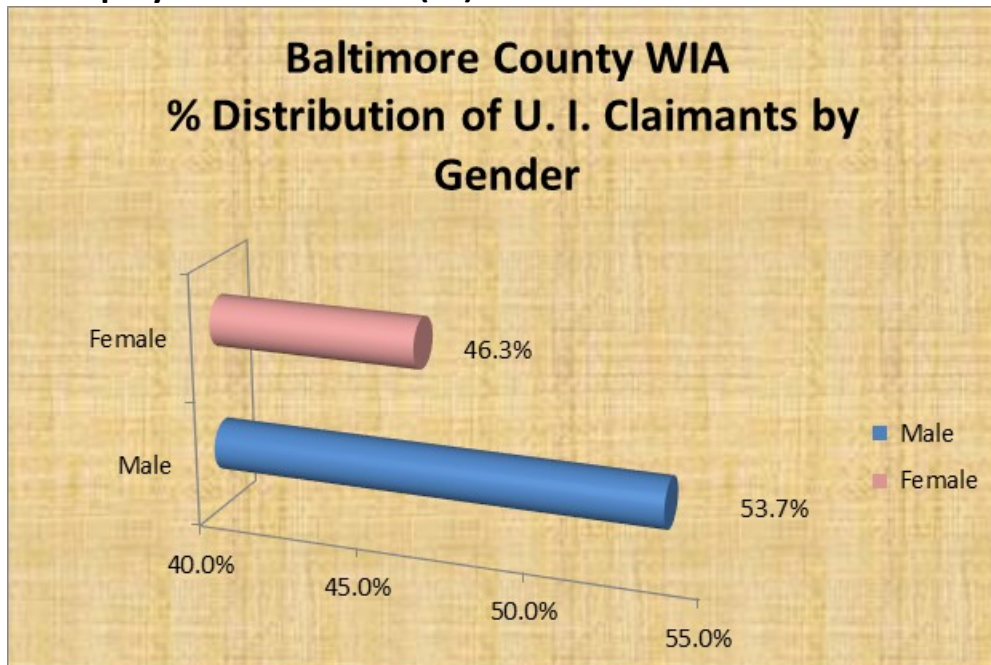


Figure 1

Males outnumbered females by 7.4% with a 53.7% portion of the file

Source: Office of Workforce Information and Performance/Labor Market Analysis

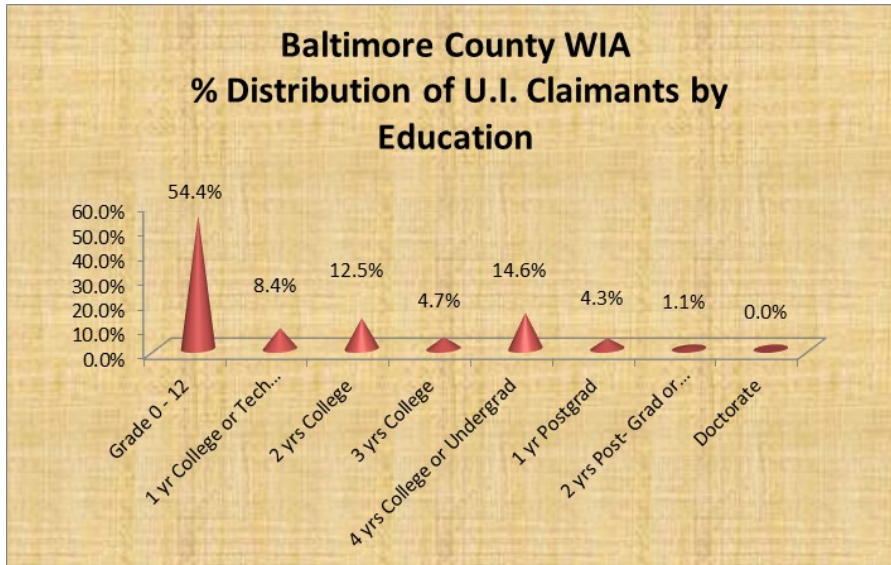


Figure 2

About 45.6% of those on file had attained an education level that included at least some measurable college or technical school experience or better.

Source: Office of Workforce Information and Performance/Labor Market Analysis

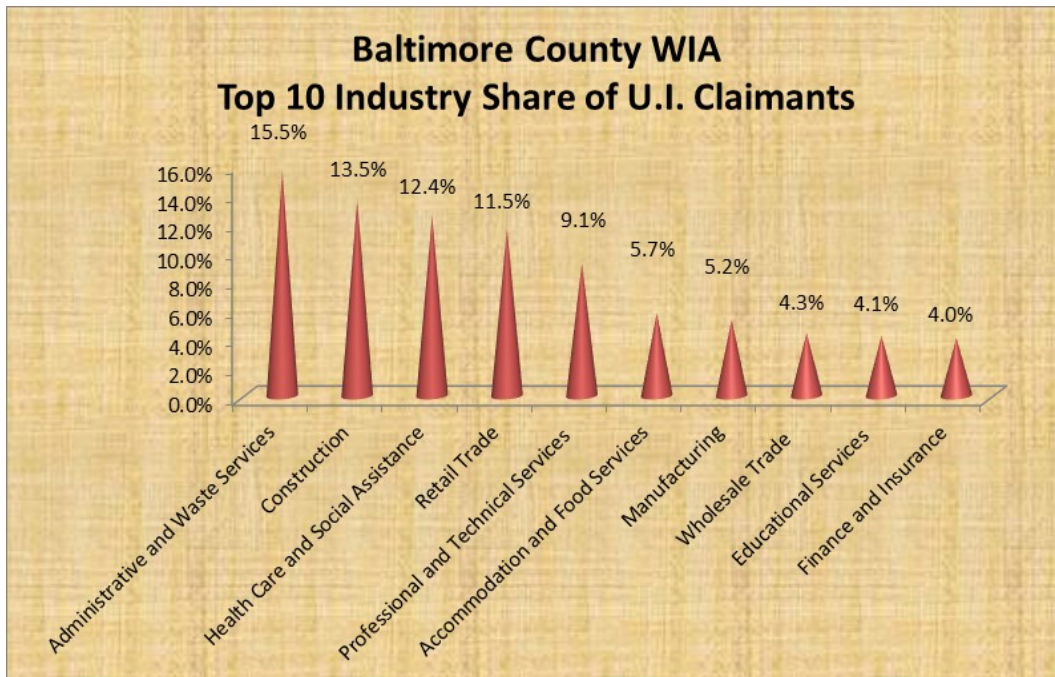


Figure 3

Nearly three in ten of the claimants on file (29.0%) had prior work experience in either the Administrative and Waste Services or the Construction industries.

Source: Office of Workforce Information and Performance/Labor Market Analysis

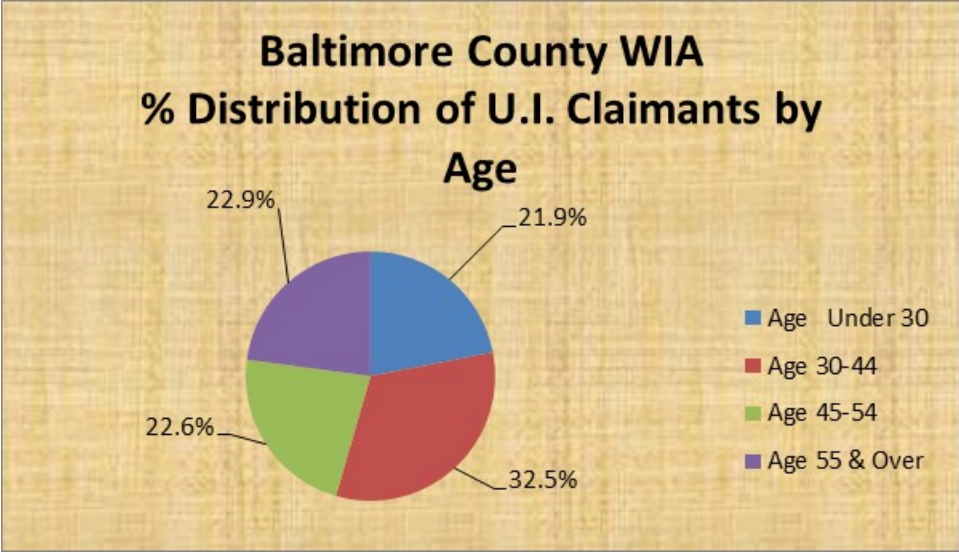


Figure 4
Nearly a third of the file (32.5%) was 30 to 44 years of age.

Source: Office of Workforce Information and Performance/Labor Market Analysis

Top 10 Employers by the Number of Advertised Job Openings as of Jan. 4, 2015

Rank	Employer Name	Number of Job Openings
1	HH MedStar Health, Inc.	332
2	HCR ManorCare	140
3	Genesis HealthCare	132
4	Catholic Charities of Baltimore	116
5	St. Joseph Medical Center	113
6	McDonald's Corporation	110
7	Brightview Senior Living, LLC	103
8	Northrop Grumman Corporation	98
9	Erickson Living	93
10	University of Maryland Medical System	88

More than one-quarter of these opportunities (25.1%) were attributable to the number one employer.

Source: Maryland Workforce Exchange VOS Online Jobs data

Top 10 Industries by Advertised Job Openings as of Jan. 4, 2015

Rank	Industry	Number of Job Openings
1	Health Care and Social Assistance	1,845
2	Retail Trade	1,035
3	Administrative and Support and Waste Management	770
4	Finance and Insurance	663
5	Professional, Scientific, and Technical Services	619
6	Accommodation and Food Services	608
7	Manufacturing	481
8	Educational Services	220
9	Information	203
10	Transportation and Warehousing	202

The lions' share of the job opportunities above (27.8%) was attributable to firms in the Health Care and Social Assistance industries.

Source: Maryland Workforce Exchange VOS Online Jobs data

Top 10 Occupations by Advertised Jobs as of Jan. 4, 2015

Rank	Occupation	Number of Job Openings
1	Registered Nurses	462
2	Retail Salespersons	338
3	Customer Service Representatives	214
4	Computer Programmers	211
5	First-Line Supervisors of Food Preparation and Serving Workers	176
6	First-Line Supervisors of Retail Sales Workers	168
7	Heavy and Tractor-Trailer Truck Drivers	162
8	Combined Food Preparation and Serving Workers, Including Fast Food	152
9	Computer Systems Analysts	129
10	Healthcare Practitioners and Technical Workers, All Other	129

About 27.6% of the occupations above required some medical related skills.

Source: Maryland Workforce Exchange VOS Online Jobs data