



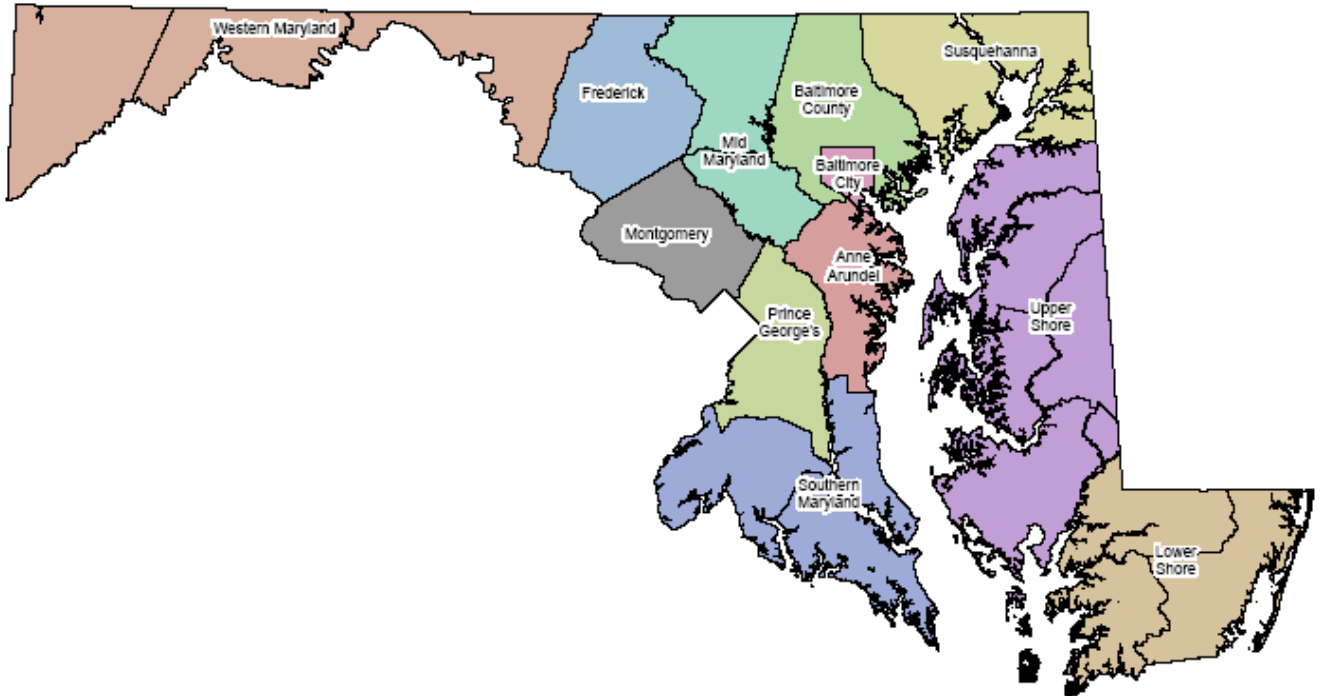
BALTIMORE CITY WIA

Labor Force, Demographic and Jobs Overview

December Report - 2014

January Edition, 2015

Map of Maryland's Workforce Investment Areas



Division of Workforce Development and Adult Learning Office of Workforce Information and Performance

For further Information, please email or call
Office Number 410 767 2250
Email: imai@dllr.state.md.us
<http://www.dllr.state.md.us/lmi/>
<http://mwejobs.maryland.gov/analyzer>



Labor Force Statistics and Continued Claimants Demographics

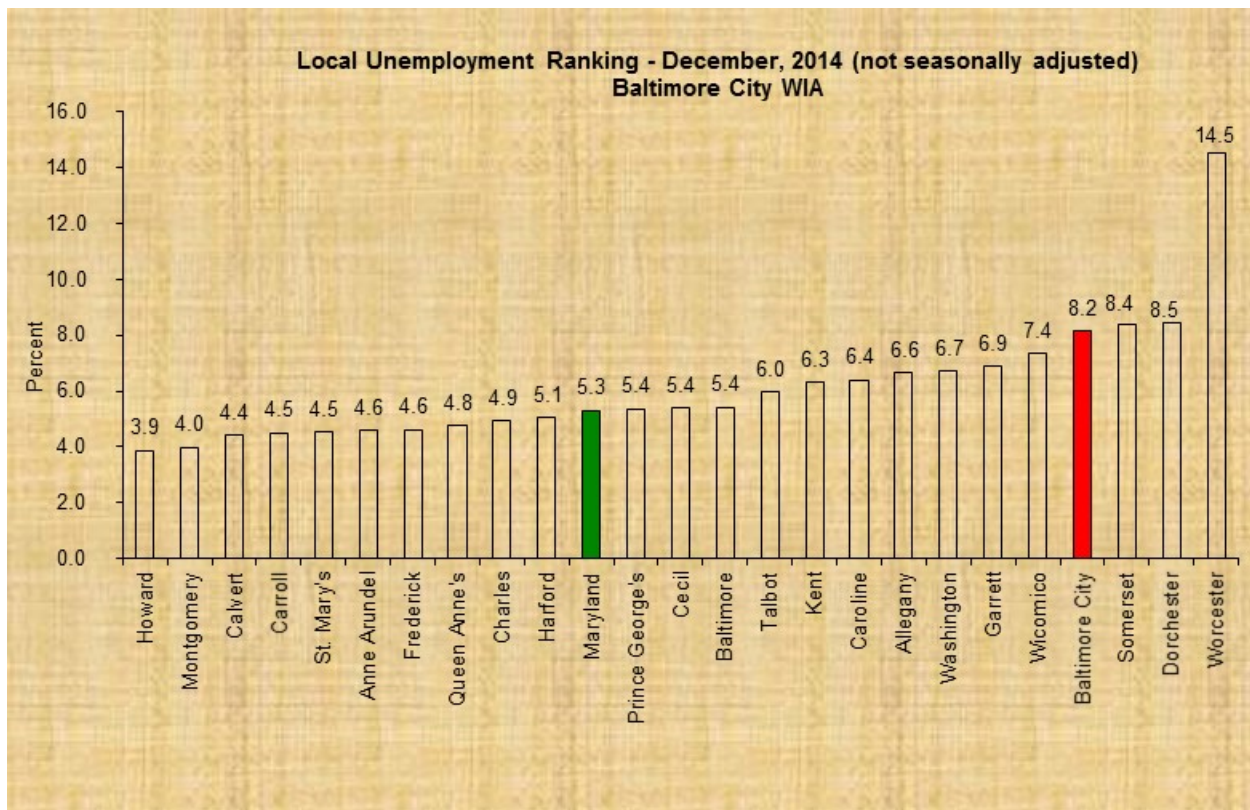
Labor Force Statistics

Baltimore City December, 2014				
Month	Labor Force	Employment	Unemployment	Rate
November*	275,403	252,944	22,459	8.2
December	274,295	251,899	22,396	8.2

*Revised

Baltimore City Workforce Investment Area (Baltimore City WIA) is a single county workforce region. It comprises just those different sectors/communities within the city.

From November to December the labor force dropped 1,108 people for a rate of change of -0.4%. Likewise, the employment had dropped by 0.4% with 1,045 less people being employed. However, the number of those who were unemployed dropped by 0.3% and 63 people. There was no effect on the non-seasonally adjusted unemployment rate as that remained unchanged at 8.2%.



Source: Office of Workforce Information and Performance/Labor Market Analysis

Labor Force, Employment and Unemployment Distribution in Maryland



Source: Office of Workforce Information and Performance/Labor Market Analysis

Unemployment Insurance (UI) Continued Claimants

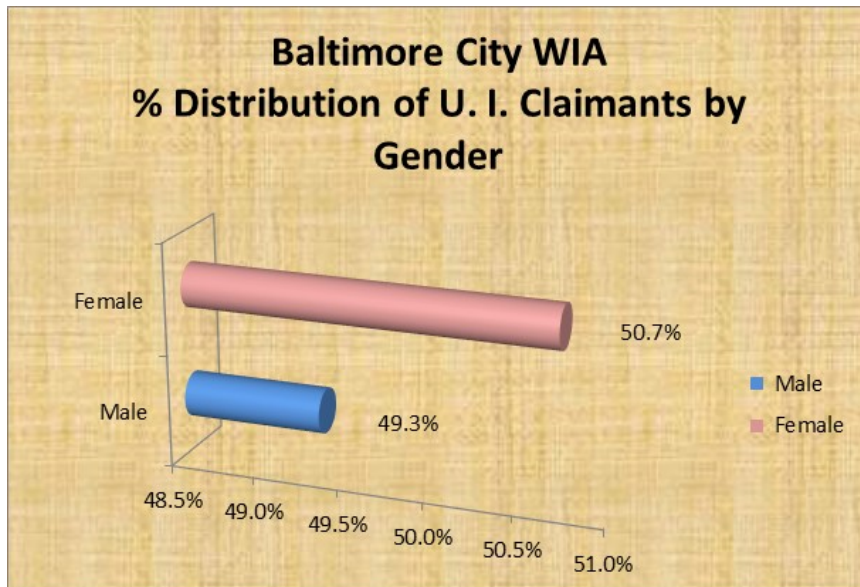


Figure 1

Females outnumbered males by 1.4% and maintained a 50.7% share of the file.

Source: Office of Workforce Information and Performance/Labor Market Analysis

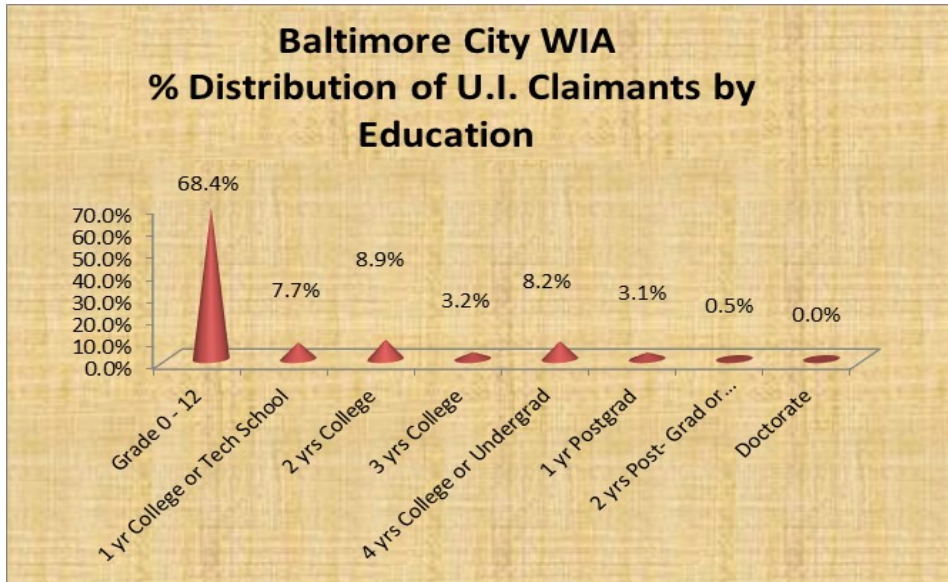


Figure 2

More than two-thirds of those on file (68.4%) had earned education levels that were without any measurable college or technical school experience.

Source: Office of Workforce Information and Performance/Labor Market Analysis



Figure 3

More than one in five of those on file (20.8%) had previous employment in the Administrative and Waste Services industries.

Source: Office of Workforce Information and Performance/Labor Market Analysis

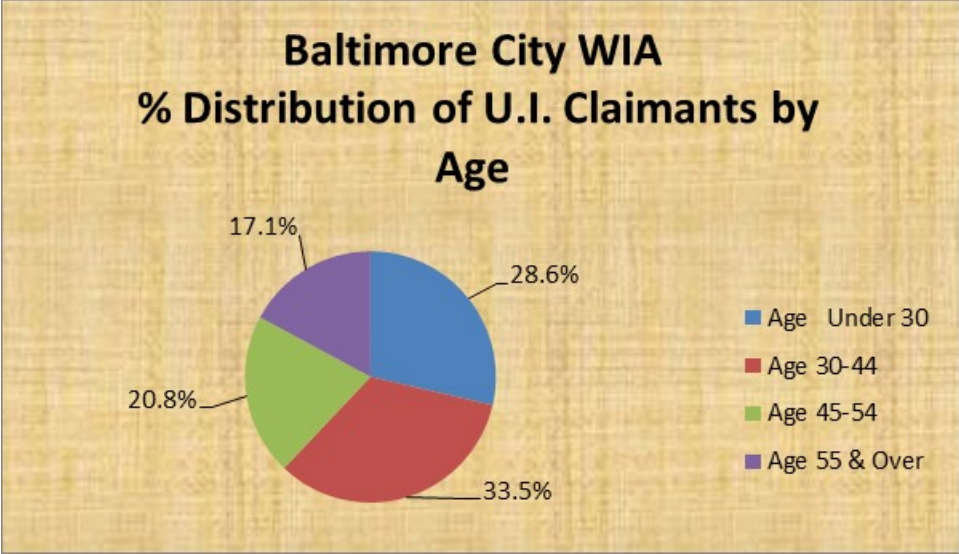


Figure 4
More than a third of the file (33.5%) was 30 to 44 years of age.

Source: Office of Workforce Information and Performance/Labor Market Analysis

Top 10 Employers by the Number of Advertised Job Openings as of Jan. 4, 2015

Rank	Employer Name	Number of Job Openings
1	Johns Hopkins Medicine	918
2	University of Maryland Medical Center	656
3	Johns Hopkins University	615
4	Northrop Grumman Corporation	421
5	University of Maryland Medical System	331
6	Saint Agnes Hospital	239
7	Laureate Education, Inc.	172
8	The Community College of Baltimore County	165
9	M&T Bank Corporation	146
10	Kennedy Krieger Institute	135

Nearly a quarter of this supply of job opportunities (24.2%) could be attributed to the first employer.

Source: Maryland Workforce Exchange VOS Online Jobs data

Top 10 Industries by Advertised Job Openings as of Jan. 4, 2015

Rank	Industry	Number of Job Openings
1	Health Care and Social Assistance	3,950
2	Educational Services	1,652
3	Administrative and Support and Waste Management	1,445
4	Professional, Scientific, and Technical Services	1,109
5	Manufacturing	1,030
6	Retail Trade	987
7	Finance and Insurance	768
8	Accommodation and Food Services	653
9	Transportation and Warehousing	390
10	Information	234

Nearly a third of this list (32.3%) was attributed to firms in the Health Care and Social Assistance industries.

Source: Maryland Workforce Exchange VOS Online Jobs data

Top 10 Occupations by Advertised Jobs as of Jan. 4, 2015

Rank	Occupation	Number of Job Openings
1	Registered Nurses	992
2	Heavy and Tractor-Trailer Truck Drivers	436
3	Managers, All Other	418
4	Computer Programmers	408
5	Physicians and Surgeons, All Other	301
6	Clinical Nurse Specialists	260
7	Customer Service Representatives	250
8	Retail Salespersons	215
9	Executive Secretaries and Executive Administrative Assistants	205
10	Sales Managers	200

Most of the opportunities on this list (42.1%) required some medical related skills.

Source: Maryland Workforce Exchange VOS Online Jobs data